

DAVIS

HOLDINGS

DASHWOOD NORTH

7606 Dashwood Dr
Houston, TX 77036
NEC DASHWOOD DR & FONDREN RD

LEASING INFORMATION

Kate Davis

✉ kdavis@davisholdingslp.com 🌐 davisholdingslp.com

📞 **713.659.3131, ext. 111**

MULTI-TENANT RETAIL BUILDING FOR LEASE



HIGHLIGHTS

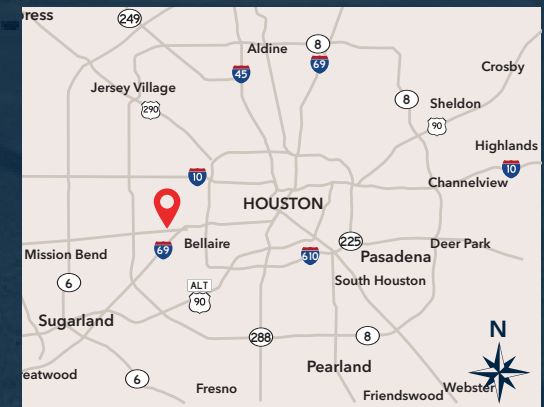
- Newly remodeled in 2019, modern design
- New canopy, bright lighting
- Pylon signage facing Fondren
- Near affluent Bellaire area and Chinatown
- Near PlazAmericas Mall (recently purchased by Baker Katz, major renovations coming soon)
- Plentiful parking available
- Nearby apartment complexes

SIZE

- Building: 13,200 SF
- Land: .85 Acres

AVAILABLE

1,990 SF • 2,200 SF



DAVIS

HOLDINGS

DASHWOOD NORTH

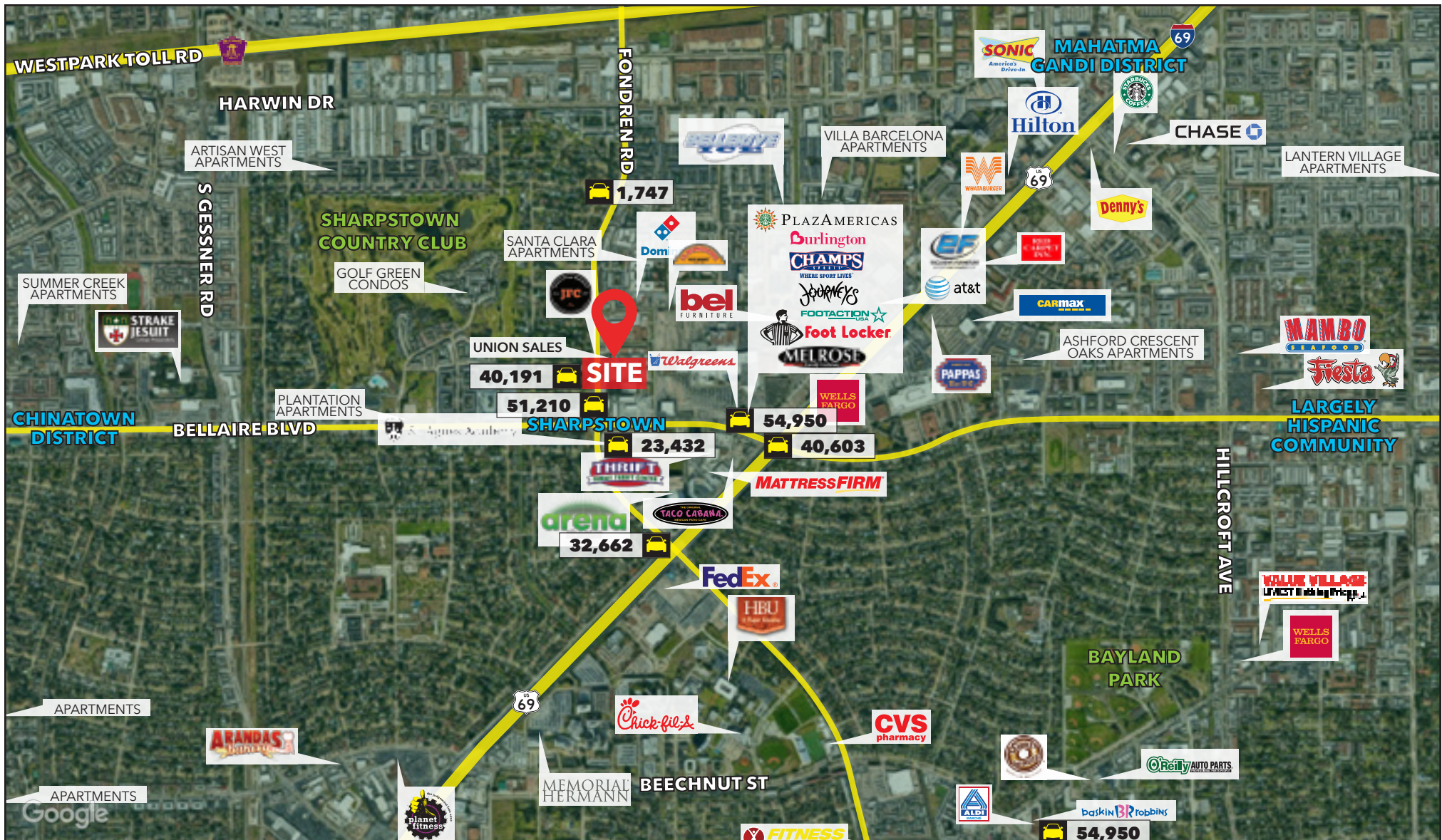
7606 Dashwood Dr
Houston, TX 77036
NEC DASHWOOD DR & FONDREN RD

LEASING INFORMATION

Kate Davis

✉ kdavis@davisholdingslp.com 🌐 davisholdingslp.com

📞 713.659.3131, ext. 111



The information contained herein was obtained from sources deemed reliable; however, no guarantees, warranties or representations are made as to the completeness or accuracy thereof. The presentation of this real estate information is subject to errors, omissions, change of price, prior sale or lease, or withdrawal without notice.

DAVIS

HOLDINGS

DASHWOOD NORTH

7606 Dashwood Dr
Houston, TX 77036
NEC DASHWOOD DR & FONDREN RD

LEASING INFORMATION

Kate Davis

✉ kdavis@davisholdingslp.com 🌐 davisholdingslp.com

☎ 713.659.3131, ext. 111

MAJOR RENOVATION TO NEARBY PLAZAMERICAS COMING SOON

SYNERGY

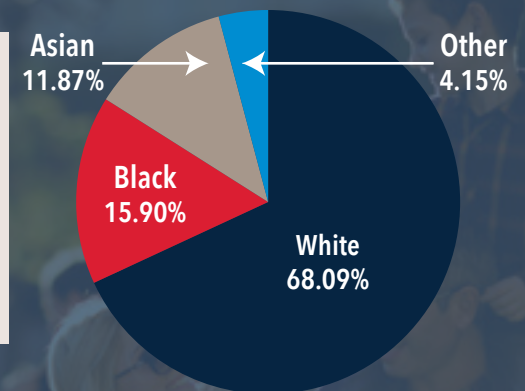
Davis Holdings owns three properties in close proximity, which creates a mutually advantageous situation. All are located near PlazAmericas.



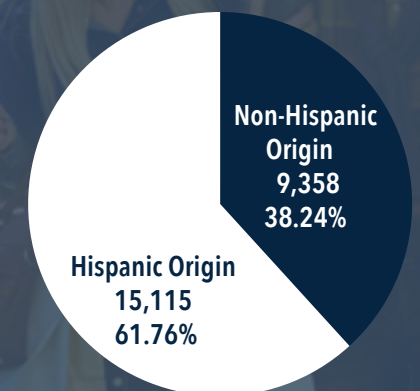
The information contained herein was obtained from sources deemed reliable; however, no guarantees, warranties or representations are made as to the completeness or accuracy thereof. The presentation of this real estate information is subject to errors, omissions, change of price, prior sale or lease, or withdrawal without notice.

DEMOGRAPHICS

TRADE AREA BY BLOCK GROUPS

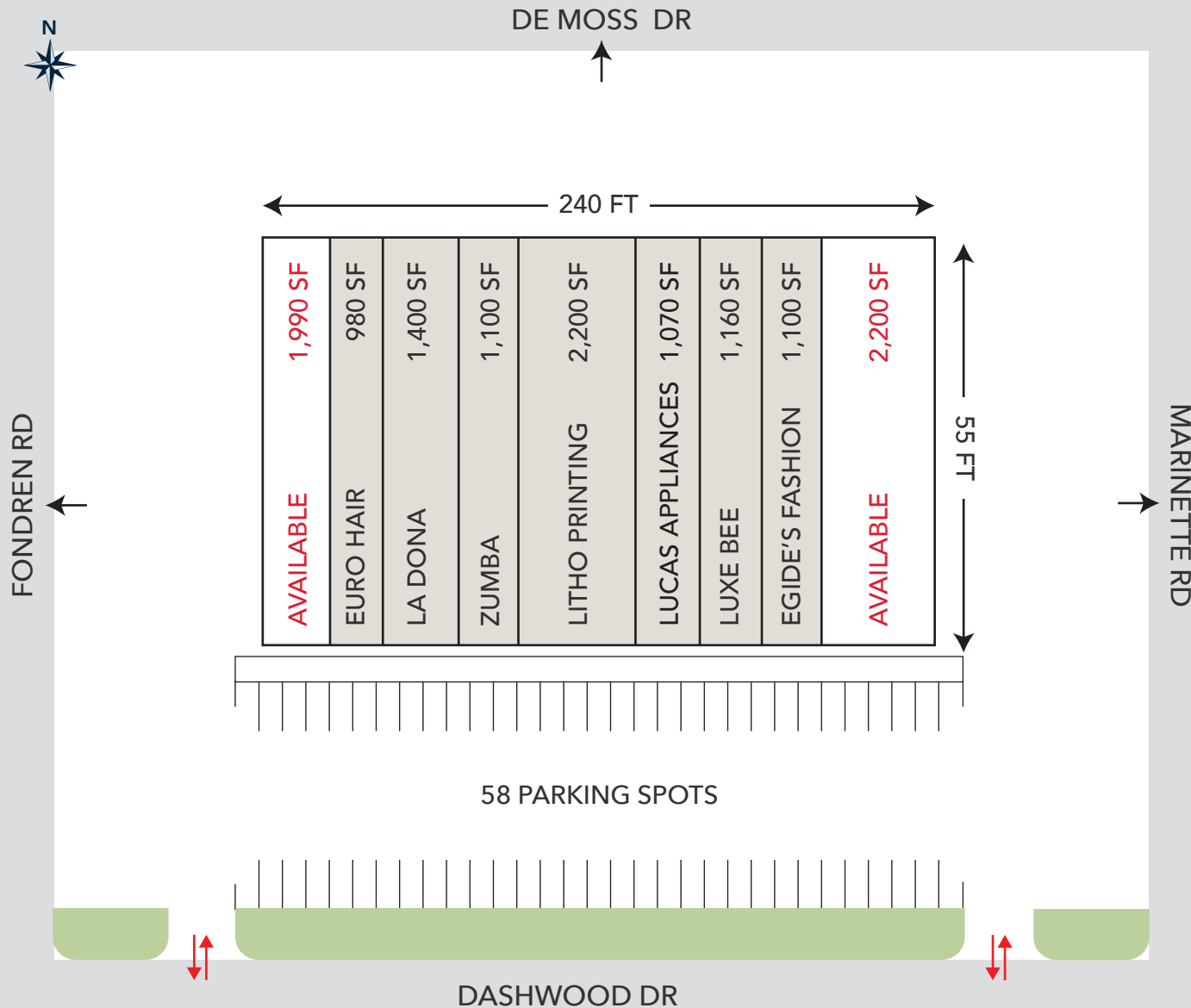


2020 POPULATION BY RACE 1 MILE RADIUS



POPULATION BY HISPANIC ORIGIN 1 MILE RADIUS

RADIUS	1 MILE	2 MILE	5 MILE
Population			
2025 Projection	25,295	130,780	617,602
2020 Estimate	24,473	126,412	597,681
2010 Census	22,166	13,818	542,423
Growth 2020 - 2025	3.36%	3.46%	3.33%
Growth 2010 - 2020	10.41%	11.07%	10.19%
2020 Population By Race	24,473	126,412	597,681
White	16,664 68.09%	87,767 69.43%	390,687 65.37%
Black	3,890 15.90%	18,257 14.44%	116,523 19.50%
Am. Indian & Alaskan	416 1.70%	3,142 2.49%	8,399 1.41%
Asian	2,904 11.87%	14,149 11.19%	68,284 11.42%
Hawaiian & Pacific Island	70 0.29%	308 0.24%	827 0.14%
Other	529 2.16%	2,790 2.21%	12,961 2.17%
Population by Hispanic Origin	24,473	126,412	597,681
Non-Hispanic Origin	9,358 38.24%	44,849 35.48%	333,661 55.83%
Hispanic Origin	15,115 61.76%	81,563 64.52%	264,020 44.17%
2020 Population by Education	11,682	44,231	185,433
Some High School, No Diploma	2,675 22.90%	11,291 25.53%	48,073 25.92%
High School Grad (Incl Equivalency)	3,081 26.37%	11,959 27.04%	50,192 27.07%
Some College, No Degree	3,435 29.40%	11,556 26.13%	48,042 25.91%
Associate Degree	772 6.61%	3,222 7.28%	12,046 6.50%
Bachelor Degree	1,318 11.28%	4,644 10.50%	19,361 10.44%
Advanced Degree	401 3.43%	1,559 3.52%	7,719 4.16%
2020 Average Household Size	2.70	3.10	3.10
Households			
2025 Projection	6,681	22,367	92,915
2020 Estimate	6,454	21,811	90,068
Income			
2020 Avg Household Income	\$56,306	\$63,152	\$68,586
2020 Med Household Income	\$45,531	\$52,248	\$53,036
2020 Occupied Housing	8,714	43,707	233,325
Owner Occupied	2,621 30.08%	11,004 25.18%	82,544 35.38%
Renter Occupied	6,093 69.92%	32,703 74.82%	150,781 64.62%



SITE PLAN

- AVAILABLE
- LEASE PENDING
- EXECUTED

AVAILABLE SQ FT

- 2,200

TOTAL GLA

- Building: 13,200 SF
- Land: .85 Acres